

# MENSOLE / SHELVES

## Mensole senza supporti

Shelves without supports

Riducibile a misura, profondità minima 12 cm  
Can be cut to size, minimum depth 12 cm



Sp. / Thick cm **3 / 5**

L / W cm
45
60
90
120
135
150
180
210
220
250
270
300

## Mensole con supporti MORSETTO

Shelves with MORSETTO supports

Riducibile a misura, profondità minima 12 cm  
Can be cut to size, minimum depth 12 cm



Sp. / Thick cm **3 / 5**

N. Supporti No. Supports	L / W cm
2	45
2	60
2	90
2	120
2	135
4	150
4	180
4	210
4	220
4	250
4	270
4	300

Supporti MORSETTO  
MORSETTO supports



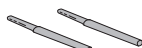
## Mensole con supporti FRECCIA

Shelves with FRECCIA supports

Riducibile a misura, profondità minima 15 cm  
Can be cut to size, minimum depth 15 cm



Supporti FRECCIA  
FRECCIA supports



Sp. / Thick cm **3 / 5**

N. Supporti No. Supports	L / W cm
2	45
2	60
2	90
2	120
2	135
4	150
4	180
4	210
4	220
4	250
4	270
4	300

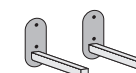
## Mensole con supporti ARCO

Shelves with ARCO supports

Riducibile a misura, profondità minima 15 cm  
Can be cut to size, minimum depth 15 cm



Supporti ARCO  
ARCO supports



Sp. / Thick cm **3 / 5**

N. Supporti No. Supports	L / W cm
2	45
2	60
2	90
2	120
2	135
4	150
4	180
4	210
4	220
4	250
4	270
4	300

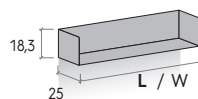
# MENSOLE / SHELVES

## Mensole in metallo

Metal shelves

Comprehensive di attaccaglie.

Include hanging brackets.



L / W cm
45
60
90

Non sono possibili riduzioni a misura.

No cutting to size is possible.

## Mensole ad L

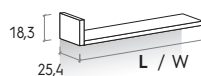
L-shaped shelves

Sp. 3 cm

3 cm thick

Comprehensive di attaccaglie.

Include hanging brackets.



Disegno DX  
RH drawing

L / W cm
45
60
90
120

Non predisposte per fissaggio capovolte.

Not designed to be mounted upside down.

Non sono possibili riduzioni a misura.

No cutting to size is possible.